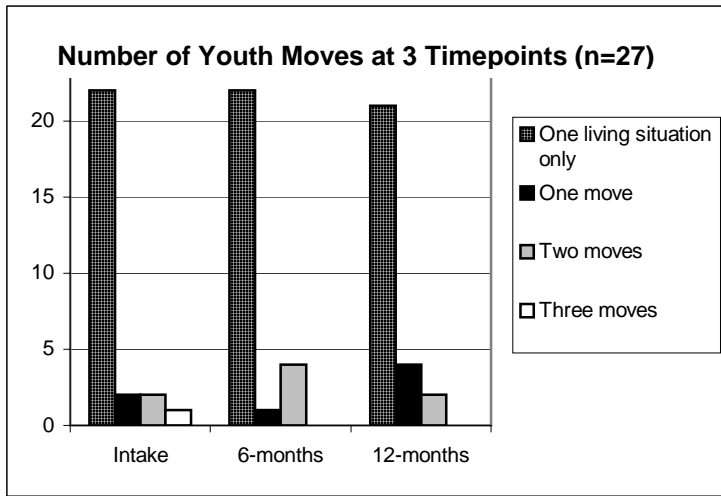


**COLUMBIA RIVER WRAPAROUND SYSTEM OF CARE  
YOUTH STATUS REPORT: AT HOME, IN SCHOOL, OUT OF TROUBLE\*\* (11.24.06)**

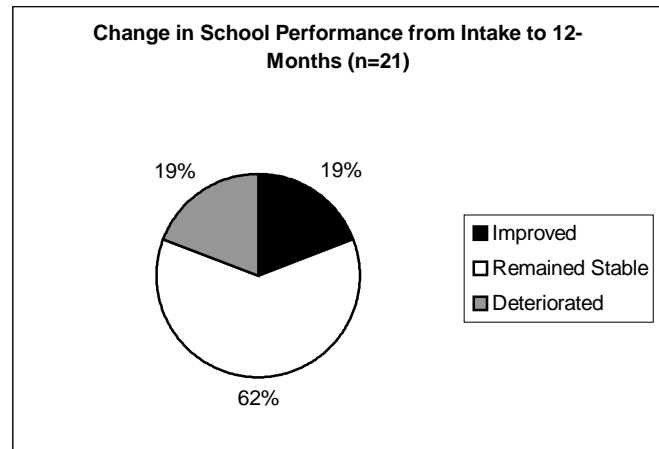
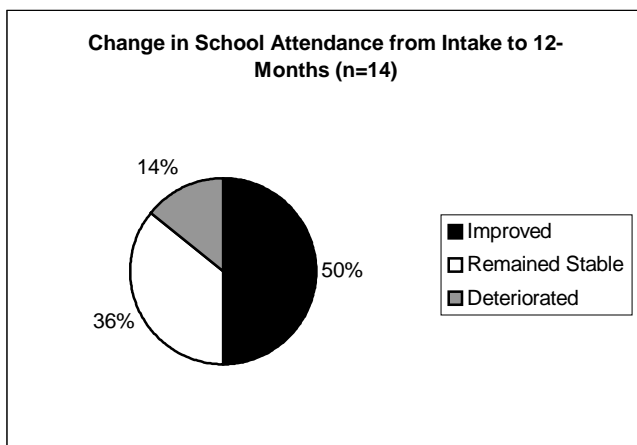
**AT HOME...**



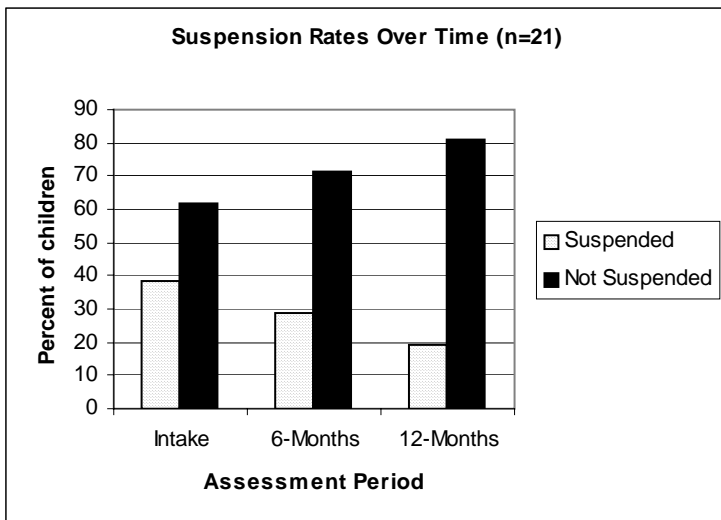
**Living Situations at 3 Timepoints (n=27)**

	Intake	6-Mos	12-Mos
Home	25	26	25
Foster Home	2	1	2

**IN SCHOOL...**



**OUT OF TROUBLE...**



**Youth Behaviors at 3 Timepoints (n=19)**

	Intake	6-Mos	12-Mos
Been a bully or threatened other people without use of a weapon?	31.6%	21.1%	21.1%
Hit someone or got into a physical fight?	68.4%	26.3%	21.1%
Taken something from a store without paying for it?	21.1%	10.5%	10.5%
Bought, received, possessed or sold any stolen goods?	5.3%	0.0%	0.0%
Been in trouble with the police for skipping school?	5.3%	15.8%	5.3%
Been in trouble with the police for running away?	5.3%	15.8%	10.5%

\*\* Data pertains to youth enrolled in longitudinal from Dec 04 through Aug 06. Sample made up of 15-29% ITS youth (depending on analysis).